



Product information for:

weaning sippee cup
weaning straw cup
training sippee cup
training straw cup
active sippee cup
active straw cup
active sports bottle

www.tommeetippee.com

SAFETY GUIDANCE

WARNING! For your child's safety and health.

- Always use this product with adult supervision. Accidents have occurred when babies have been left alone with drinking equipment due to the baby falling or if the product has disassembled.
- Never use spouts or straws as a soother. Continuous and prolonged sucking of fluids will cause tooth decay. Tooth decay in young children can occur even when non-sweetened fluids are used. This can occur if the baby is allowed to use the cup for long periods through the day and particularly through the night, when saliva flow is reduced or if it is used as a soother.
- Always check food temperature before feeding.
- Not suitable for microwave use apart from sterilising. See cleaning and sterilisation instructions below.

CLEANING AND STERILISATION

- Before first use, clean the product.
- Clean before each use.
- Always wash the product immediately after use.
- Wash in warm soapy water and rinse in clean water or use a dishwasher (top shelf only). Do not clean with solvents or harsh chemicals.
- Do not allow product to come into contact with oil based foods (e.g. oil/ tomato based sauces) as staining will occur.
- Our insulated "active sippee" and "active straw" cups are suitable for sterilisation by cold water tablet/liquid solution only.
- All other cups are suitable for sterilisation by steam (electric and microwave), boiling or cold water tablet/liquid solution.

STORAGE AND USE

- Inspect before each use and pull the spout or straw in all directions.
- Throw away at the first signs of damage or weakness.
- Do not store or leave in direct sunlight or near a source of heat.
- Do not store with or allow to come into contact with solvents or harsh chemicals.
- Not suitable for use in a conventional oven or a combination microwave oven with the grill feature switched on.
- The valve in this product can accommodate fizzy (carbonated) drinks but Tommee Tippee recommends giving your child milk or water at these age stages.
- Not suitable for hot drinks.

Jackel International Limited trading as Mayborn Group
Northumberland Business Park West
Cramlington
Northumberland
NE23 7RH, UK

Copyright © Jackel International Limited 2014.

TOMMEE TIPPEE is a registered trademark of Jackel International Limited.

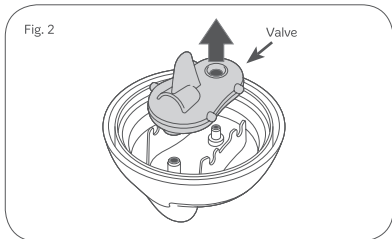
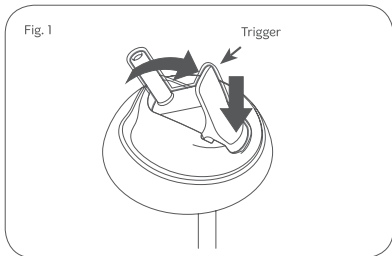
Jackel International Limited retains all intellectual property rights to this product, packaging and printed or electronic media including all two and three dimensional designs, graphic images, logos and text. Jackel International Limited is incorporated in England and Wales under company number 01894022.

Any manufacture, publication, copying, hiring, lending and reproduction of any materials is strictly prohibited and constitutes infringement.

International patent applications pending.

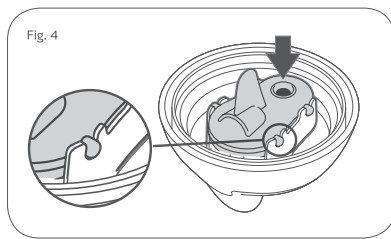
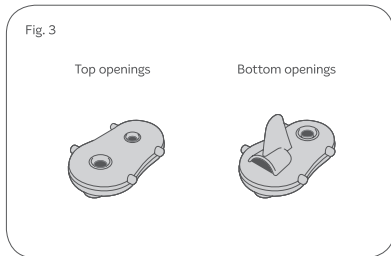
INSTRUCTIONS FOR CLEANING STRAW CUPS

1. Unscrew the lid.
2. Pop up the straw by pressing the trigger. (Fig. 1)
3. Wash in warm soapy water and rinse in clean water or use a dishwasher (top shelf only).
4. If the straw has been completely removed through the lid – remove the trigger from the lid by pushing to the left then the right. Push the straw back up through the lid and trigger, before replacing the trigger in the lid.
5. Replace lid on base.



INSTRUCTIONS FOR CLEANING VALVE CUPS

1. Unscrew the lid.
2. Gently pull out the valve. (Fig. 2)
3. Wash all parts thoroughly in warm soapy water and rinse in clean water or use a dishwasher (top shelf only). To ensure no residual soapy water is left in the valve, flush clean water through all four openings after washing. (Fig. 3)
4. To re-assemble, place the valve back in the lid and push until the sides lock into place. (Fig. 4)
5. Replace lid on base.



THE TOMMEE TIPPEE CUP RANGE

<p>4m+*</p> <p>WEANING</p>	<p>1. sippy cup</p> <p>2. straw cup</p>	
<p>7m+</p> <p>TRAINING</p>	<p>3. sippy cup</p> <p>4. straw cup</p>	
<p>12m+</p> <p>ACTIVE</p>	<p>5. sports bottle</p> <p>6. sippy cup</p> <p>7. straw cup</p>	

*The department of health recommends that solid food should not be introduced before 6 months, although you can start earlier (but not before 4 months) if advised by your GP.

ALL OUR CUP PARTS ARE INTERCHANGEABLE

No matter what handle, lid or cup you decide to use, everything will fit together.

